

MAHALLIY BYUDJET DAROMADLARIGA INVESTITSUYALARNING TA'SIRINI BAHOLASH.

L.A. Djurayeva

Termiz davlat universiteti

Nabixonova Durdona Xamid qizi

Termiz davlat universiteti talabasi

Annotatsiya. Ushbu maqolada Surxondaryo viloyatida mahalliy byudjeti daromadlariga asosiy kapitalga o'zlashtirilgan investitsiyalarning ta'siri ekonometrik tadqiq etilgan. Natijada avtoregressiya modeli tuzish orqali qisqa va uzoq muddatli multiplikatorlar qiymatlari aniqlanib, xulosalar qilingan.

Kalit so'zlar: model, avtoregressiya, regressiya tenglamasi, styudent, t mezoni, Fisher, instrumental o'zgaruvchi.

Mahalliy byudjet daromadlar bazasini shakllantirishda unga ta'sir etuvchi omillarning ta'sir darajasini baholash alohida ahamiyatga ega. Bunda ekonometrik modellardan foydalanish nafaqat istiqboldagi byudjet tushumlari, balki omillarning ta'sir darajalarini aniqlash imkonini beradi.

Tadqiqot uchun 2010-2023 yillardagi Surxondaryo viloyati byudjet daromadlari¹ hamda asosiy kapitalga o'zlashtirilgan investitsiyalar² hajmi to'g'risida ma'lumotlar 1-jadvalda keltirilgan.

1-jadval

Surxondaryo viloyati kichik biznes va xususiy tadbirkorlik ishlab chiqarish hajmi va asosiy kapitalga o'zlashtirilgan investitsiyalar hajmi qiymatlari³

Yillar	Surxondaryo viloyati byudjet daromadlari, mlrd so'm	Asosiy kapitalga o'zlashtirilgan investitsiyalar, mlrd so'm
<i>n</i>	<i>y</i>	<i>x</i>

¹ To'rayev, B. E. (2024). Mahalliy byudjet daromadlarini ARIMA modeli asosida prognozlash. Journal of Universal Science Research, 2(1), 141-149.

² www.surxonstat.uz – Surxondaryo viloyat Statistika boshqarmasi rasmiy sayti ma'lumotlari.

³ www.surxonstat.uz – Surxondaryo viloyat Statistika boshqarmasi rasmiy sayti ma'lumotlari.





2010	264	655,3
2011	351,6	802,9
2012	413,9	980,3
2013	514,9	1371,0
2014	571,7	1509,1
2015	699,1	1843,6
2016	835,5	2142,4
2017	969,8	3551,0
2018	1052,1	7240,6
2019	1844,7	11835,1
2020	1605,7	10068,2
2021	1993,2	12037,8
2022	2466,9	11569,4
2023*	2 962,8	17956,0

Investitsiyalarning mahalliy byudjet daromadlari hajmiga ta'sirini baholashda avtoregressiya modellari istiqboldagi qisqa va uzoq muddatli o'zgarishlar darajalarini aniqlash imkonini beradi. $AR(1) + x$ ko'rinishidagi avtoregressiya modeli umumiy ko'rinishi quyidagicha:

$$y_t = a + b_0 \cdot x_t + c_1 \cdot y_{t-1} + e_t \quad (1)$$

Ushbu modelni hisoblash uchun dastlab instrumental o'zgaruvchini baholovchi model tuzish talab etiladi:

$$\hat{y}_{t-1} = d_0 + d_1 \cdot x_{t-1} \quad (2)$$

(2) modelni baholash uchun lag o'zgaruvchilar qiymatlari 2-jadvalda berilgan.

2-jadval





Surxondaryo viloyati mahalliy byudjet daromadlari hajmi va asosiy kapitalga o'zlashtirilgan investitsiyalar hajmi ko'rsatkichlarning $t - 1$ davrdagi qiymatlari⁴

Yillar	y_t	x_t	y_{t-1}	x_{t-1}
2010	264	655,3	-	-
2011	351,6	802,9	264	655,3
2012	413,9	980,3	351,6	802,9
2013	514,9	1371,0	413,9	980,3
2014	571,7	1509,1	514,9	1370,992
2015	699,1	1843,6	571,7	1509,144
2016	835,5	2142,4	699,1	1843,612
2017	969,8	3551,0	835,5	2142,412
2018	1052,1	7240,6	969,8	3551
2019	1844,7	11835,1	1052,1	7240,6
2020	1605,7	10068,2	1844,7	11835,07
2021	1993,2	12037,8	1605,7	10068,2
2022	2466,9	11569,4	1993,2	12037,76
2023	2 962,8	17956,0	2466,9	11569,4

Microsoft Excel dasturining «Анализ данных» paketidan foydalanib 2-jadvaldagi ma'lumotlarning regression bog'lanishini ko'rib chiqamiz (3-jadval).

3-jadval

Regression tahlil natijalari⁵

**ВЫВОД
ИТОГОВ**

⁴ Surxondaryo viloyati Statistika boshqarmasi www.surxonstat.uz sayti

⁵ Muallif ishlanmasi





<i>Регрессионная статистика</i>	
Множественный R	0,958
R-квадрат	0,917
Нормированный R-квадрат	0,910
Стандартная ошибка	212,871
Наблюдения	13


Дисперсионный анализ

	<i>df</i>	<i>SS</i>	<i>MS</i>	<i>F</i>	<i>Значимость F</i>
Регрессия	1	5539643,583	5539643,583	122,249	2,68616E-07
Остаток	11	498456,7493	45314,24994		
Итого	12	6038100,32			

	<i>Коэффициенты</i>	<i>Стандартная ошибка</i>	<i>t-статистика</i>	<i>P-Значение</i>	<i>Нижние 95%</i>
Y-пересечение	319,716	88,244	3,623	0,004	125,492
Переменная X 1	0,144	0,013	11,057	0,000	0,115

\hat{y}_{t-1} instrumental o'zgaruvchini aniqlovchi regressiya tenglamasining umumiy ko'rinishi

$$\hat{y}_{t-1} = 319,716 + 0,144 \cdot x_{t-1} \quad (3)$$





Ushbu (3) model bo'yicha Fisherning F mezonining hisoblangan qiymati $F_{his} = 1013,663$ ga teng, bu esa $df_1 = m = 1$ va $df_2 = n - 1 - 1 = 12$ erkinlik darajasida hamda, $\alpha = 0,05$ ahamiyatlilik darajasida Fisherning jadval qiymati $F_{jad} = 4.75$ dan katta. Shuningdek (3) modelning parametrlari bo'yicha Styudentning t mezon qiymatlari $t_{d_0} = 2,882$ hamda $t_{d_1} = 10,083$ ga teng, bu esa $\alpha = 0,05$ ahamiyatlilik darajasida hamda $df = n - m = 13$ erkinlik darajasida Styudentning $t_{jad} = 2,16$ dan katta. Shu sababli model statistik ahamiyatga ega hisoblanadi.

\hat{y}_{t-1} instrumental o'zgaruvchining nazariy qiymatlarini aniqlaymiz. (4-jadval).

4-jadval

Instrumental o'zgaruvchining nazariy qiymatlari⁶

Yillar	y_t	x_t	y_{t-1}	x_{t-1}	\hat{y}_{t-1}
2010	264	655,3	-	-	-
2011	351,6	802,9	264	655,3	413,9
2012	413,9	980,3	351,6	802,9	435,1
2013	514,9	1371,0	413,9	980,3	460,6
2014	571,7	1509,1	514,9	1370,992	516,7
2015	699,1	1843,6	571,7	1509,144	536,6
2016	835,5	2142,4	699,1	1843,612	584,6
2017	969,8	3551,0	835,5	2142,412	627,6
2018	1052,1	7240,6	969,8	3551	829,9
2019	1844,7	11835,1	1052,1	7240,6	1 360,1
2020	1605,7	10068,2	1844,7	11835,07	2 020,3
2021	1993,2	12037,8	1605,7	10068,2	1 766,4
2022	2466,9	11569,4	1993,2	12037,76	2 049,4
2023	2 962,8	17956,0	2466,9	11569,4	1 982,1

⁶ Surxondaryo viloyati Statistika boshqarmasi www.surxonstat.uz sayti





4-jadvaldagi y_t , x_t hamda \hat{y}_{t-1} o'zgaruvchilar ishtirokida (1) modelni baholadik. Buning uchun yana Microsoft excel imkoniyatlaridan foydalandik. Biroq (1) model parametrlari statistik ahamiyatga ega bo'lmadi. Shu sababli (1) modelni o'zgarms ishtirokisiz baholadik (5-jadval).

3-jadval

Regression tahlil natijalari⁷


ВЫВОД
ИТОГОВ

<i>Регрессионная статистика</i>	
Множественный R	0,990
R-квадрат	0,979
Нормированный R-квадрат	0,887
Стандартная ошибка	233,097
Наблюдения	13

Дисперсионный анализ

	<i>df</i>	<i>SS</i>	<i>MS</i>	<i>F</i>	<i>Значимость F</i>
Регрессия	2	28341349,36	14170674,68	260,806	2,35521E-09
Остаток	11	597676,6453	54334,2404		
Итого	13	28939026			

⁷ Muallif ishlanmasi



	Коэффициенты	Стандартная ошибка	t-статистика	P-Значение	Нижние 95%
Y-пересечение	0,000	#Н/Д	#Н/Д	#Н/Д	#Н/Д
Переменная X 1	0,091	0,028	3,264	0,008	0,030
Переменная X 2	0,587	0,191	3,071	0,011	0,166

Bundan avtoregressiya tenglamamiz:

$$y_t = 0,091x_t + 0,587y_{t-1} \quad (4)$$

ko‘rinishga ega bo‘ladi. Model barcha parametrlari hamda modelning o‘zi statistic ahamiyatga ega.

Shunday qilib, (4) modelga ko‘ra qisqa muddatli multiplikator $b_0 = 0,091$ ga teng, ya‘ni x_t - asosiy kapitalga o‘zlashtirilgan investitsiyalar hajmining 1 mlrd so‘mga ortishi y_t - mahalliy byudjet daromadlarini o‘rtacha 0,091 mlrd so‘mga oshiradi. Uzoq muddatli multiplikator $b = \frac{b_0}{1-c} = \frac{0,091}{1-0,587} = 0,22072$ ga teng, ya‘ni x_t ning 1 mlrd so‘mga oshishi esa, y_t ni uzoq muddatda 0,22072 mlrd so‘mga oshiradi.

Foydalanilgan adabiyotlar

1. Khatamov, O. K., & Shakarova, D. R. (2023). Correlation-Regression Analysis Of The Main Use Indicators Of Railway Transport. *Baltic Journal of Law & Politics*, 16(3), 3657-3662.

2. Тураев, Б. (2021). Корреляционно-регрессионный анализ доли строительных работ в валовом региональном продукте Сурхандарьинской области. *Экономика и инновационные технологии*, (6), 205-214.

3. Tuychiyeva, M. K., & Turayev, B. E. (2024). Trend modellari yordamida elektron tijorat aylanmasi hajmini modellashtirish va prognozlashtirish. *Technical science research in Uzbekistan*, 2(2), 193-199.

4. Фукина С.П. (2011). Трендовые модели в экономических исследованиях // *Экономический анализ: теория и практика*. №11.


5. Shodiyev T.Sh., Hakimov T.X., Boltaeva L.R., Ishnazarov A.I., Nurullayeva Sh., Muminova M.A. (2007). *Ekonometrika: o‘quv qo‘llanma*. – T.: TDIU – 178 b.





ISSN (E): 2181-4570 ResearchBib Impact Factor: 6,4 / 2023 SJIF 2024 = 5.073/Volume-2, Issue-7


6. Tulaganova, M. H., & Turayev, B. E. (2024). Asosiy kapitalga kiritilgan investitsiyalarni trend modellari yordamida prognozlash (Surxondaryo viloyati misolida). *Technical science research in Uzbekistan*, 2(2), 223-230.
7. Субханова, М. А., & Тураев, Б. Э. (2024). Корреляционно-регрессионный анализ ликвидности коммерческих банков. *Multidisciplinary Journal of Science and Technology*, 4(3), 38-43.
8. Solidjonovna, S. R. (2024). The role of localization of production in the stable and consistent development of the economy. *Web of Scientists and Scholars: Journal of Multidisciplinary Research*, 2(3), 1-4.
9. Safarovna K. S. et al. Surxondaryo viloyati aholi jon boshining asosiy kapitaliga o'zlashtirilgan investitsiyalar hajmini arima modeli yordamida prognozlashtirish //Journal of Universal Science Research. – 2024. – T. 2. – №. 2. – С. 257-266.
10. Mirzohidovna, P. M., & Turayev, B. E. (2024). Surxondaryo viloyati asosiy kapitalga kiritilgan investitsiyalar hajmini trend modellari orqali modellashtirish. *Journal of Universal Science Research*, 2(2), 296-302.
11. Surxondaryo viloyati Statistika boshqarmasi rasmiy sayti www.surxonstat.uz ma'lumotlari.
12. Xursanova, S. A., & Turayev, B. E. (2024). Hudud dehqonchilik mahsulotlari ishlab chiqarish hajmini trend modellari yordamida prognozlashtirish. *Technical science research in Uzbekistan*, 2(2), 200-208.
13. Ortikov, S. M. (2021). Experience in statistical study and analysis of employment in foreign countries. *Thematics Journal of Business Management*, 10(7).
14. Norbek, N. (2022). Agrar sohada raqamli texnologiyalarni qo 'llashning ustuvor yo 'nalishlari. *Архив научных исследований*, 2(1).
15. Буранова, Л. В. (2023). Повышение эффективности управления кредитными ресурсами предприятия. *O'zbekistonda fanlararo innovatsiyalar va ilmiy tadqiqotlar jurnali*, 2(19), 329-333.
16. Ergashevich, T. B. (2022). ISSUES OF SUSTAINABILITY OF DEVELOPMENT TRENDS OF THE CONSTRUCTION MATERIALS INDUSTRY OF SURKHANDARYA REGION. *Open Access Repository*, 8(12), 426-430.





ISSN (E): 2181-4570 ResearchBib Impact Factor: 6,4 / 2023 SJIF 2024 = 5.073/Volume-2, Issue-7


17. Mamatqulova, S. F., & Turayev, B. E. (2024). Surxondaryoda to'qimachilik mahsulotlarini ishlab chiqarishni arima modeli asosida prognozlash. *Journal of Universal Science Research*, 2(1), 307-320.
18. Mamatkulova, X. N., & Turayev, B. E. (2024). Kichik biznes va xususiy tadbirkorlik subyektlarining sohalar bo'yicha tarkibiy o'zgarishlarini aniqlash orqali ularning rivojlanish darajasini o'rganish (Ryabsev indeksi). *Oriental renaissance: Innovative, educational, natural and social sciences*, 4(3), 112-116.
19. Mirzohidovna, P. M., & Turayev, B. E. (2024). Surxondaryo viloyati asosiy kapitalga kiritilgan investitsiyalar hajmini trend modellari orqali modellashtirish. *Journal of Universal Science Research*, 2(2), 296-302.
20. Субханова, М. А., & Тураев, Б. Э. (2024). Корреляционно-регрессионный анализ ликвидности коммерческих банков. *Multidisciplinary Journal of Science and Technology*, 4(3), 38-43.
21. Tulaganova, M. N., & Turayev, B. E. (2024). Asosiy kapitalga kiritilgan investitsiyalarni trend modellari yordamida prognozlash (Surxondaryo viloyati misolida). *TECHNICAL SCIENCE RESEARCH IN UZBEKISTAN*, 2(2), 223-230.
22. Тураев, Б. (2021). Корреляционно-регрессионный анализ доли строительных работ в валовом региональном продукте Сурхандарьинской области. *Экономика и инновационные технологии*, (6), 205-214.
23. Тураев, Б. Э. (2022). Моделирование изменения цен в промышленности строительных материалов (на примере Сурхандарьинской области). In *Современные тенденции развития финансово-банковского сектора в условиях экономической неопределенности* (pp. 71-75).
24. Тўраев, Б. Э., & Хатамов, О. Қ. Арима модели ёрдамида курилиш ишлари хажмини прогноз қилиш (Сурхондарё вилоятида мисолида).“ *UzBridge*” электрон журнали, 74-84.
25. То'райев, В. Е. (2024). Mahalliy byudjet daromadlarini ARIMA modeli asosida prognozlash. *Journal of Universal Science Research*, 2(1), 141-149.
26. Turaev, B. E. (2021). Forecasting the volume of construction work using the arima model (on the example of Surkhandarya region). *Scientific progress*, 2(2), 1287-1290.
27. Tuychiyeva, M. K., & Turayev, B. E. (2024). Trend modellari yordamida elektron tijorat aylanmasi hajmini modellashtirish va prognozashtirish. *Technical science research in uzbekistan*, 2(2), 193-199.





ISSN (E): 2181-4570 ResearchBib Impact Factor: 6,4 / 2023 SJIF 2024 = 5.073/Volume-2, Issue-7


28. Xursanova, S. A., & Turayev, B. E. (2024). Hudud dehqonchilik mahsulotlari ishlab chiqarish hajmini trend modellari yordamida prognozlashtirish. *Technical science research in uzbekistan*, 2(2), 200-208.
29. To'rayev, B. E. (2024). Mahalliy byudjet daromadlarini ARIMA modeli asosida prognozlash. *Journal of Universal Science Research*, 2(1), 141-149.
30. Turaev, B. E. (2021). FORECASTING THE VOLUME OF CONSTRUCTION WORK USING THE ARIMA MODEL (ON THE EXAMPLE OF SURKHANDARYA REGION). *Scientific progress*, 2(2), 1287-1290.
31. Mamatqulova, S. F., & Turayev, B. E. (2024). SURXONDARYODA TO'QIMACHILIK MAHSULOTLARINI ISHLAB CHIQRISHNI ARIMA MODELI ASOSIDA PROGNOZLASH. *Journal of Universal Science Research*, 2(1), 307-320.
32. Ibragimova, D. A., & Turayev, B. E. (2024). TURIZM SANOATINI NAZARIY TADQIQ ETISH MASALALARI. *Journal of Science-Innovative Research in Uzbekistan*, 2(2), 530-537.
33. Mamatkulova, X. N., & Turayev, B. E. (2024). KICHIK BIZNES VA XUSUSIY TADBIRKORLIK SUBYEKTLARINING SOHALAR BO'YICHA TARKIBIY O'ZGARISHLARINI ANIQLASH ORQALI ULARNING RIVOJLANISH DARAJASINI O'RGANISH (RYABSEV INDEKSI). *Oriental renaissance: Innovative, educational, natural and social sciences*, 4(3), 112-116.
34. Khurramov, E. X. (2019). ROLE OF INNOVATION IN INCREASING EFFICIENCY OF PRODUCTION OF AGRICULTURAL PRODUCTS IN FORESTRY. *Theoretical & Applied Science*, (10), 518-521.
35. Khidirberdievich, A. E., & Mamadillayevich, Z. S. (2021). Issues of Regulation of Blockchains in the Digital Economy and World Experience in Reducing, Preventing the "Hidden Economy". *International Journal of Multicultural and Multireligious Understanding*, 8(7), 591-597.
36. Allayarov, P. (2022). The factors affecting Kyrgyzstan's bilateral trade: a gravity-model approach. *Архив научных исследований*, 4(1).
37. Ortiqov, S. M., & Mamataliyev, X. B. (2024). ECONOMETRIC ASSESSMENT OF THE EFFECT OF FIXED CAPITAL INVESTMENTS ON THE VOLUME OF AGRICULTURAL PRODUCTION. *Multidisciplinary Journal of Science and Technology*, 4(4), 110-114.





ISSN (E): 2181-4570 ResearchBib Impact Factor: 6,4 / 2023 SJIF 2024 = 5.073/Volume-2, Issue-7


38. Khatamov, O. K., & Ortikov, S. M. (2019). USE FROM THE INTERNATIONAL EXPERIENCES IN EMPLOYMENT THE POPULATION IN UZBEKISTAN. *Theoretical & Applied Science*, (11), 364-371.
39. Gulnoza, E. (2024). The status of the population's use of the stock market in Uzbekistan. *Western European Journal of Linguistics and Education*, 2(4), 145-149.
40. qizi Egamnazarova, G. X. (2024). Kreditning mohiyati, asosiy funksiyalari va tashkil qilishning nazariy asoslari. *Multidisciplinary Journal of Science and Technology*, 4(3), 748-754.
41. qizi Egamnazarova, G. X. (2024). Kredit turlari va uning ilmiy-nazariy asoslari. *Multidisciplinary Journal of Science and Technology*, 4(3), 755-762.
42. qizi Egamnazarova, G. X. (2024). Aholi farovonligini oshirishda kredit mablag'laridan foydalanishning ilg'or xorij tajribalari. *Multidisciplinary Journal of Science and Technology*, 4(3), 763-770.
43. Khassanov, F. O., Khuzhanazarov, U., Rakhimova, N., Esankulov, A., & Achilova, N. (2013). Two new species of *Iris* L. (Iridaceae Juss.) from Uzbekistan. *Stapfia*, 99, 1-3.
44. Bozorov, R. K., & Esankulov, A. E. (2019). Practice of analysis of financial stability indicators of major commercial banks in Uzbekistan. *International Journal of Advanced Science and Technology*, 28(20), 873-880.
45. Hojiqulova, F. (2022). IMPROVING THE TAX SYSTEM IN OUR COUNTRY TRAINING ISSUES. *Science and Innovation*, 1(7), 378-382.
46. Feruza, H., & Eshquvvatov, O. A. (2024). Ensuring investment activity in Uzbekistan. *Synergy: Cross-Disciplinary Journal of Digital Investigation (2995-4827)*, 2(4), 26-30.
47. Eshquvvatov, O. A., & Ilkhamovna, B. T. (2024). CORPORATE ECONOMICS AND INVESTMENTS. *Gospodarka i Innowacje.*, 46, 145-148.
48. Eshquvvatov, O. A. (2024). ACTIVATION OF THE HUMAN FACTOR IN THE INNOVATIVE ECONOMY. *Multidisciplinary Journal of Science and Technology*, 4(3), 475-479.
49. Eshquvvatov, O. A. (2024). THE ROLE OF INFORMATION IN THE IMPLEMENTATION OF FOREIGN ECONOMIC ACTIVITY. *Multidisciplinary Journal of Science and Technology*, 4(3), 470-474.





ISSN (E): 2181-4570 ResearchBib Impact Factor: 6,4 / 2023 SJIF 2024 = 5.073/Volume-2, Issue-7


50. Abdugabbarovna, D. L., & Tokhtayevich, E. S. (2024). PECULIARITIES OF INCREASING THE INCOME OF THE POPULATION IN THE REGION. *Open Access Repository*, 10(1), 74-77.
51. Abdugabbarovna, D. L., & Samandarovich, I. E. (2024). IMPROVEMENT OF THE ORGANIZATIONAL AND LEGAL BASIS OF MICROFINANCING OF SMALL BUSINESS AND PRIVATE ENTREPRENEURSHIP. *Open Access Repository*, 10(1), 65-68.
52. Abdugabbarovna, D. L., & Abdurashidovich, A. O. (2024). THE ROLE OF SMALL BUSINESS AND PRIVATE ENTREPRENEURSHIP IN ENSURING THE EMPLOYMENT OF THE POPULATION AND INCREASING THEIR INCOME. *Open Access Repository*, 10(1), 54-57.
53. Abdugabbarovna, D. L. (2024). PECULIARITIES OF SMALL BUSINESS AND PRIVATE ENTREPRENEURSHIP DEVELOPMENT. *Open Access Repository*, 10(1), 50-53.
54. Abdugabbarovna, D. L., & Choriyevena, S. N. (2023). THE ROLE OF INVESTMENT AND PREFERENTIAL LOANS IN THE DEVELOPMENT OF SMALL BUSINESS ENTITIES. *Open Access Repository*, 9(11), 35-38.
55. Solijonovna, S. R. (2021). Export-oriented localization as a key factor in import substitution. *World Bulletin of Social Sciences*, 5, 36-39.
56. Sobitova, R. N. S. (2020). SCIENTIFIC AND THEORETICAL BASES OF LOCALIZATION OF INDUSTRIAL PRODUCTION. *Theoretical & Applied Science*, (10), 401-406.
57. Sobitova, R. N. S. (2020). LOCALIZATION OF PRODUCTION AS A TOOL OF MODERNIZATION. *Theoretical & Applied Science*, (10), 407-411.
58. Solidjonovna, S. R. (2024). The role of localization of production in the stable and consistent development of the economy. *Web of Scientists and Scholars: Journal of Multidisciplinary Research*, 2(3), 1-4.
59. Solijonovna, S. R. (2023). Import Replacement-As an Assistant Mechanism for Diversification of Production and Approval of Foreign Trade.
60. Sul'tonov, X. G. (2022). EFFECTIVENESS OF ATTRACTING INVESTMENTS IN IMPROVING THE ECOLOGICAL CONDITION OF IRRIGATED LANDS. *Экономика и социум*, (4-1 (95)), 56-60.





ISSN (E): 2181-4570 ResearchBib Impact Factor: 6,4 / 2023 SJIF 2024 = 5.073/Volume-2, Issue-7

61. Алтиев, А. С., Очилов, И. С., & Султонов, Х. Ф. (2021). GLOBAL EXPERIENCES IN IMPROVING THE ECONOMIC MECHANISMS OF IRRIGATED LAND IMPROVEMENT. *Экономика и социум*, (6-1), 418-426.
62. Allayor o'g'li, X. R. (2023). GLOBALLASHUV SHAROITIDA HUDUDNING EKSPORT SALOHİYATINI YANADA TAKOMILLASHTIRISH YO'NALISHLARI. *Journal of Universal Science Research*, 1(6), 799-803.
63. Allayor o'g'li, X. R. (2023). HUDUDNING EKSPORT SALOHİYATINI STATISTIK TADQIQ QILISH VA EKONOMETRIK MODELLASHTIRISH (SURXONDARYO VILOYATI MISOLIDA). *O'ZBEKISTONDA FANLARARO INNOVATSIYALAR VA ILMIY TADQIQOTLAR JURNALI*, 2(20), 753-755.
64. Norqobilov, N. (2020). The role of foreign investment in the development of the economy of Kashkadarya region. *Business Expert*, 1, 145.
65. Norqobilov, N., & Abdullayev, J. (2023). Specific features of solving the housing problem in our country in the context of economic reforms. *Multidisciplinary Journal of Science and Technology*, 3(2), 21-23.
66. Norqobilov, N., & Rasulov, F. (2023). THE ROLE OF SOCIAL PROTECTION IN IMPROVING THE LIVING WELL-BEING OF THE POPULATION. *Multidisciplinary Journal of Science and Technology*, 3(2), 24-25.
67. Norkobilov, N. N. (2021). Structure and features of expanding investment in the southern region of uzbekistan. *Asian Journal of Research in Social Sciences and Humanities*, 11(11), 704-709.
68. Mukhammadiyevich, O. S. (2023). Experiences in the study and analysis of population employment in foreign countries. *International Multidisciplinary Journal for Research & Development*, 10(12).
69. Muhammadiyevich, O. S. (2023). Main problems of population employment and ways to solve them. *American Journal of Science on Integration and Human Development (2993-2750)*, 1(4), 10-13.
70. Ismatov, S. A., & Ortikov, S. M. (2020). The population bandhini tamines, turmus of regine oshirildi humiliation tagirova and using Uzbekistana characteristic.(foreign experience in providing employment, improving well-being and its specifics for uzbekistan). *Theoretical & Applied Science*, (11), 521-526.





ISSN (E): 2181-4570 ResearchBib Impact Factor: 6,4 / 2023 SJIF 2024 = 5.073/Volume-2, Issue-7

71. Khatamov, O. K., & Ortikov, S. M. (2019). USE FROM THE INTERNATIONAL EXPERIENCES IN EMPLOYMENT THE POPULATION IN UZBEKISTAN. *Theoretical & Applied Science*, (11), 364-371.
72. Хатамов, О., & Ортиков, Ш. (2019). Аҳоли бандлигини таъминлаш моделлари ва ундан Ўзбекистон шароитида фойдаланиш имкониятлари. *Экономика и инновационные технологии*, (4), 48-59.
73. Ortikov, S. M., & Mamataliyev, X. B. (2024). ECONOMETRIC ASSESSMENT OF THE EFFECT OF FIXED CAPITAL INVESTMENTS ON THE VOLUME OF AGRICULTURAL PRODUCTION. *Multidisciplinary Journal of Science and Technology*, 4(4), 110-114.

